



DESTACO


A **DOVER** COMPANY




EDICIÓN
2020
2021

Clamps Verticales


Modelo	Fuerza de sujeción	Apertura de clamp	Apertura de palanca	Refacción
2002-S	2700 N [600 lbf]	75°	66°	2002115-E
2002-U	2700 N [600 lbf]	75°	66°	215208-M
2007-U	4450 N [1000 lbf]	76°	64°	2007208-M
2010-U	6230 N [1400 lbf]	78°	66°	240208-M
201-U	440 N [100 lbf]	100°	55°	305208-M
201-UB	440 N [100 lbf]	100°	55°	305208-M
202	890 N [200 lbf]	105°	65°	202208-M
202-U	890 N [200 lbf]	105°	65°	202208-M
202-UB	890 N [200 lbf]	105°	65°	202208-M
202-UL	890 N [200 lbf]	105°	65°	202208-M
202-USS	1110 N [250 lbf]	105°	65°	202943-M
207-S	2220 N [500 lbf]	99°	57°	-
207-U	1670 N [375 lbf]	99°	57°	225208-M
207-UF	1670 N [375 lbf]	96°	56°	225208-M
207-UL	1670 N [375 lbf]	99°	57°	225208-M
207-USS	2000 N [450 lbf]	99°	57°	207943-M
210-SB	3340 N [750 lbf]	103°	58°	-
210-U	2670 N [600 lbf]	103°	58°	240208-M
210-UR	2670 N [600 lbf]	103°	58°	240208-M
247-U	4400 N [1000 lbf]	120°	67°	247208-M
267-U	5340 N [1200 lbf]	140°	72°	267203-M
317-S	1780 N [400 lbf]	185°	60°	-
317-U	1670 N [375 lbf]	185°	60°	507208-M
528	4450 N [1000 lbf]	180°	177°	-
533-L	7000 N [1575 lbf]	120°	90°	-
548	11100 N [2500 lbf]	199°	129°	-
7-101	2110 N [475 lbf]	80°	-	-



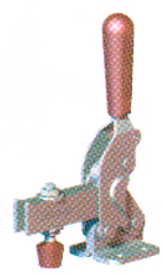
Modelo 2002-S




Modelo 2002-U



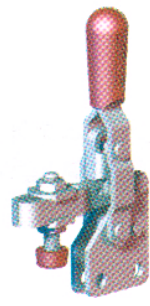
Modelo 2007-U



Modelo 2010-U




Modelo 201-U



Modelo 201-UB




Modelo 202




Modelo 202-U




Modelo 202-UB



Modelo 202-UL




Modelo 202-USS



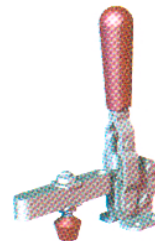
Modelo 207-S




Modelo 207-U




Modelo 207-UF




Modelo 207-UL



Modelo 207-USS




Modelo 210-SB




Modelo 210-U




Modelo 210-UR




Modelo 247-U



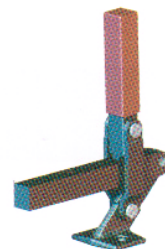
Modelo 267-U




Modelo 317-S




Modelo 317-U




Modelo 528



Modelo 533-L



Modelo 548



Modelo 7-101

Clamps Neumáticos


Código	Fuerza de sujeción interior	Fuerza de sujeción exterior	Capacidad de retención interior	Capacidad de retención exterior	Refacción
802-U	890 N [200 lbf]	490 N [110 lbf]	2010 N [450 lbf]	1045 N [234 lbf]	202208-M
802-U-LC	Refacción para Clamp Neumático Modelo 802-U				
807-U	1670 N [375 lbf]	1220 N [275 lbf]	2573 N [576 lbf]	1327 N [297 lbf]	-
812-U	440 N [100 lbf]	245 N [55 lbf]	613 N [136 lbf]	413 N [92 lbf]	305208-M
827-U	2670 N [600 lbf]	1735 N [390 lbf]	2200 N [491 lbf]	1383 N [309 lbf]	-




Modelo 802-U




Modelo 802-U-LC



Modelo 807-U



Modelo 812-U



Modelo 827-U

Clamps Horizontales

Código	Fuerza de sujeción	Apertura de clamp	Apertura de palanca	Refacción
2013-U	1310 N [295 lbf]	71°	58°	2013208-M
2017-UR	2500 N [560 lbf]	73°	69°	215208-M
2027-U	3740 N [840 lbf]	68°	70°	2007208-M
205-S	270N [60 lbf]	94°	82°	205208-M
205-U	270N [60 lbf]	90°	80°	205208-M
213-U	670 N [150 lbf]	90°	60°	213208-M
215-U	890 N [200 lbf]	87°	78°	202208-M
217-U	900 N [200 lbf]	91°	61°	202208-M
225-U	2220 N [500 lbf]	92°	70°	225208-M
227-U	2220 N [500 lbf]	91°	56°	225208-M
235-U	3340 N [750 lbf]	92°	70°	240208-M
245-U	4450 N [1000 lbf]	105°	74°	247208-M
305-U	670 N [150 lbf]	90°	170°	305208-M
307-U	1560 N [350 lbf]	92°	173°	307208-M
309-U	3340 N [750 lbf]	90°	168°	30920



Modelo 2013-U



Modelo 2017-UR



Modelo 2027-U




Modelo 205-S



Modelo 205-U



Modelo 213-U




Modelo 215-U



Modelo 217-U




Modelo 225-U




Modelo 227-U



Modelo 235-U




Modelo 245-U



Modelo 305-U




Modelo 307-U



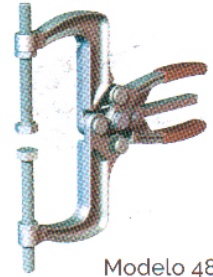
Modelo 309-U

Clamps de Pinza

Modelo	Fuerza de sujeción	Máxima sujeción	Refacción
441	1560 N [350 lbf]	23.3 [1.03]	441203-M
486	4450 N [1000 lbf]	138.4 [5.45]	(2X) 240203-M



Modelo 441




Modelo 486

Clamps de Línea Recta


Modelo	Fuerza de sujeción	Cuerda	Empuje/tracción	Carrera de pistón	Refacción
6004	[450 lbf] 2000 N	5/16-18	14.4:1	[1.50] 38	207203
601	[100 lbf] 440 N	8-32	14:1 / 25:1	[0.63] 16	105203
601-O	[100 lbf] 440 N	1/4-20	14:1 / 25:1	[0.63] 16	--
6015	[560 lbf] 2500 N	1/4-20	35:1	[0.70] 17.8	205203
6015-M	[560 lbf] 2500 N	M6	35:1	[0.70] 17.8	205203-M
601-M	[100 lbf] 440 N	M4	14:1 / 25:1	[0.63] 16	205208-M
602	[200 lbf] 900 N	1/4-20	31:1 / 28:1	[0.75] 19	205203
603	[600 lbf] 2670 N	5/16-18	23:1 / 34:1	[1.25] 31.8	207203
603-M	[600 lbf] 2670 N	M8	23:1 / 34:1	[1.25] 31.8	207203-M
603-R	[600 lbf] 2670 N	5/16-18	23:1 / 34:1	[1.25] 31.8	207203
604	[300 lbf] 1330 N	5/16-18	45:1 / 26:1	[1.50] 38	207203
604-MM	[300 lbf] 1330 N	M8	45:1 / 26:1	[1.50] 38	207943
605	[300 lbf] 1330 N	5/16-18	45:1 / 40:1	[1.25] 31.8	207203
607	[800 lbf] 3560 N	5/16-18	37:1 / 64:1	[1.63] 41.4	207203
607-M	[800 lbf] 3560 N	M8	37:1 / 64:1	[1.63] 41.4	207203-M
609	[300 lbf] 1330 N	5/16-18	36:1 / 47:1	[1.25] 31.8	207203
610	[800 lbf] 3560 N	3/8-16	51:1 / 70:1	[1.63] 41.4	210203
624	[700 lbf] 3110 N	3/8-16	49:1/21:1	[2.63] 66	210203
630	[2,500 lbf] 11100 N	3/8-16	36:1/23:1	[2.00] 50.8	210203
640	[7,500 lbf] 33400 N	1/2-13	35:1	[4.00] 101.6	220203




Modelo 6004




Modelo 601



Modelo 601-O



Modelo 6015 y 6015-M




Modelo 601-M



Modelo 602



Modelo 603 y 603-M




Modelo 603-R



Modelo 604 y 604-M




Modelo 605



Modelo 607 y 607-M



Modelo 609



Modelo 610



Modelo 624



Modelo 630



Modelo 640

Clamps tipo Gancho


Modelo	Fuerza de sujeción	Empuje/tracción	Movimiento de gancho	Refacción
3051	6700N [1500lbf]	12:1	19,1 [0.75]	3051208
311	5340 N [1200 lbf]	31:1	85,9 [3.38]	-
323	1600 N [360 lbf]	27:1	30 [1.18]	323215
324	2200 N [500 lbf]	31:1	38,7 [1.53]	324215
330	900 N [200 lbf]	17:1	59,7 [2.35]	330215
331	3200 N [720 lbf]	32:1	44,5 [1.75]	331215
331-R	3200 N [720 lbf]	32:1	44,5 [1.75]	331215
334	4450 N [1000 lbf]	31:1	51,7 [2.04]	334915
341	8900 N [2000 lbf]	29:1	63,5 [2.50]	341215
351	1670 N [375 lbf]	21:1	101,6 [4.00]	351215
375	17800 N [4000 lbf]	44:1	88,9 [3.50]	375215
381	4450 N [1000 lbf]	37:1	155,7 [6.13]	381215
385	33300 N [7500 lbf]	44:1	55,6 [2.19]	385215



Modelo 3051



Modelo 311



Modelo 323




Modelo 324 y 334




Modelo 330



Modelo 331



Modelo 331-R



Modelo 341



Modelo 351



Modelo 375





Modelo 381



Modelo 385

Refacciones para Clamps



Modelo	Descripción
506503-L	PALANCA REFACCION DE 28MM Ø X188MM
202208	TORNILLO REFACCION P/CLAMP 1/4-20 X 1.63"
213208	TORNILLO REFACCION P/CLAMP 1/4-20 X 2.25"
201208	TORNILLO REFACCION P/CLAMP 10-32 X 1.38"
235208	TORNILLO REFACCION P/CLAMP 3/8-16 X 5.75"
225208	TORNILLO REFACCION P/CLAMP 5/16-18 X 2.25"
507208	TORNILLO REFACCION P/CLAMP 5/16-18 X 3"
240208-M	TORNILLO REFACCION P/CLAMP M10 X 79MM
247208-M	TORNILLO REFACCION P/CLAMP M12 X 102MM
202208-M	TORNILLO REFACCION P/CLAMP M6 X 44MM
225208-M	TORNILLO REFACCION P/CLAMP M8 X 53MM
2007208-M	TORNILLO REFACCION P/CLAMP M8 X 63MM
507208-M	TORNILLO REFACCION P/CLAMP M8 X 83MM